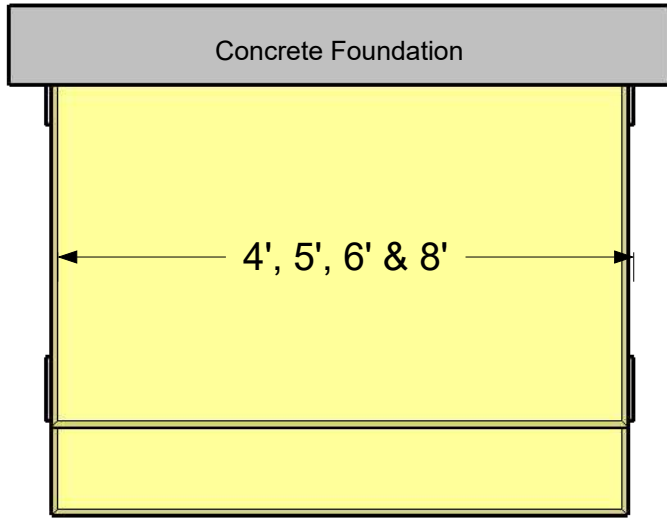
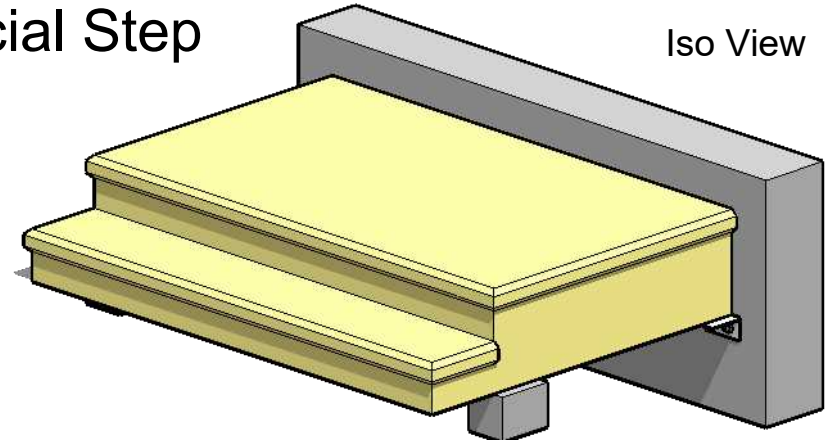


2 Rise Commercial Step

Iso View

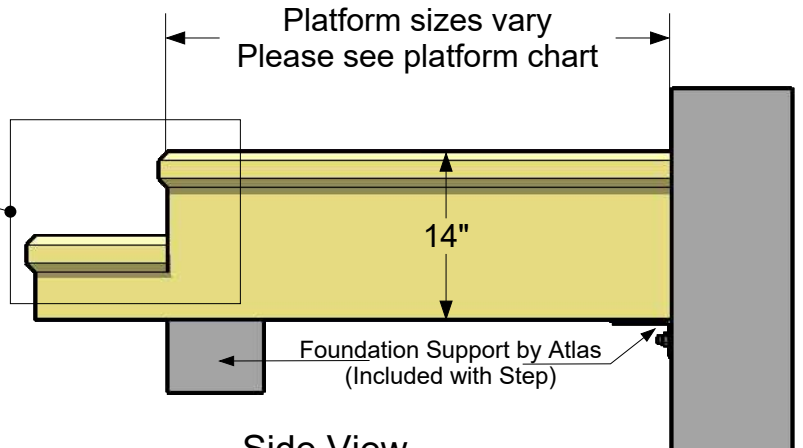
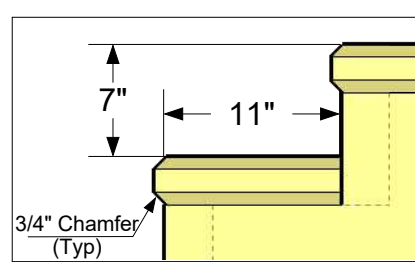


Top View

Platform Chart

Step Width	Available Platform Sizes			
4'	11" *	42"	48"	60"
5'	11" *	42"	48"	60"
6'	11" *	42"	48"	
8'	11" *	42"	48"	

* Top tread depth varies from 11" - 14"



Side View

Notes

Concrete Compressive Strength -
5000 PSI at 28 Days
Reinforcement #3 Grade 60
Pipe Rails Optional

ATLAS CONCRETE PRODUCTS

www.AtlasConcrete.com

65 Burritt St.
New Britain CT 06053

800-774-1112
860-224-2244



2 Rise Commercial Step
Available in 4', 5', 6' & 8'
Widths