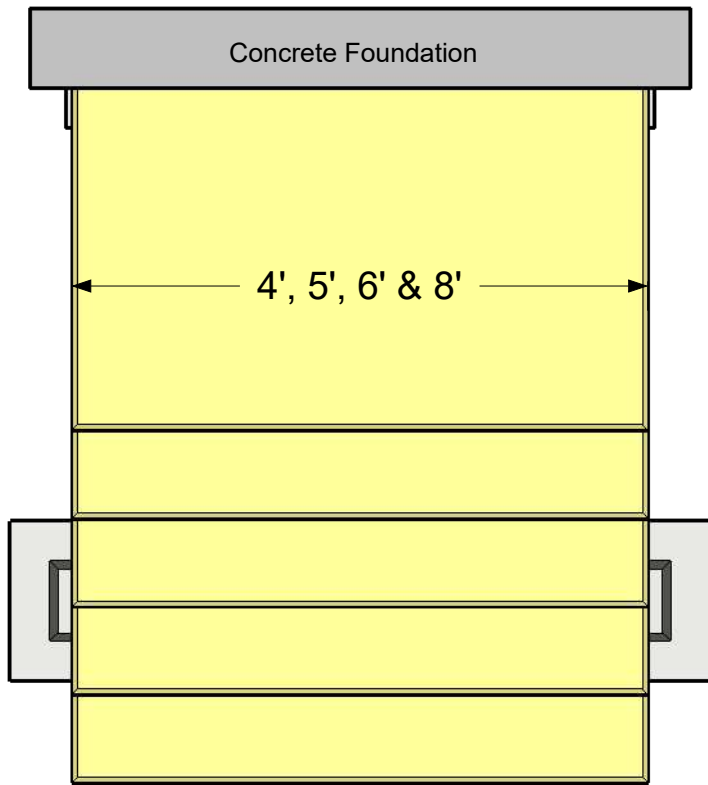
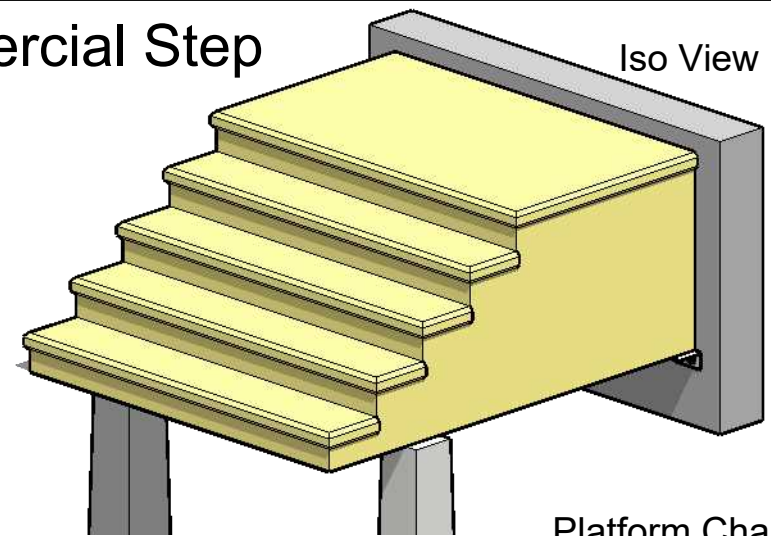


5 Rise Commercial Step

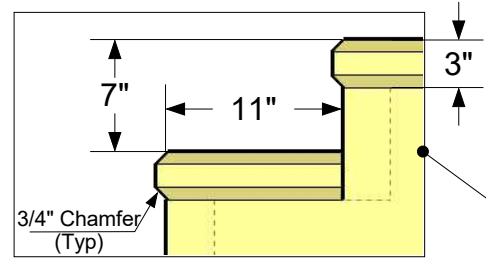


Top View

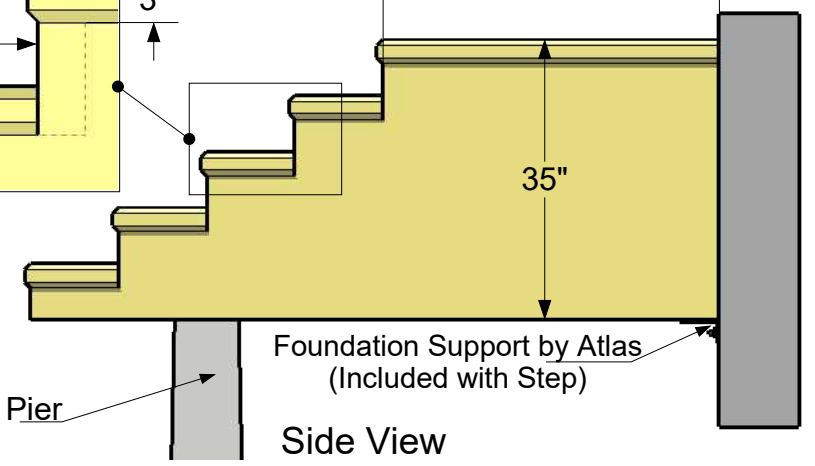
Platform Chart

Step Width	Available Platform Sizes			
4'	11" *	42"	48"	60"
5'	11" *	42"	48"	60"
6'	11" *	42"	48"	
8'	11" *	42"	48"	

* Top tread depth varies from 11" - 14"



Platform sizes vary
Please see platform chart



Recommended Precast Deck Pier (Sold Separately)

Notes

- Concrete Compressive Strength - 5000 PSI at 28 Days
- Reinforcement #3 Grade 60
- Pipe Rails Optional

ATLAS CONCRETE PRODUCTS
www.AtlasConcrete.com

65 Burrirt St. 800-774-1112
New Britain CT 06053 860-224-2244



5 Rise Commercial Step
Available in 4', 5', 6' & 8'
Widths