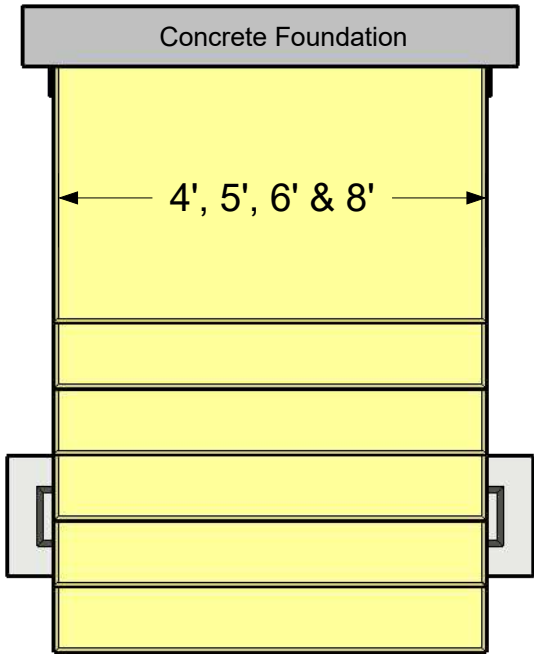
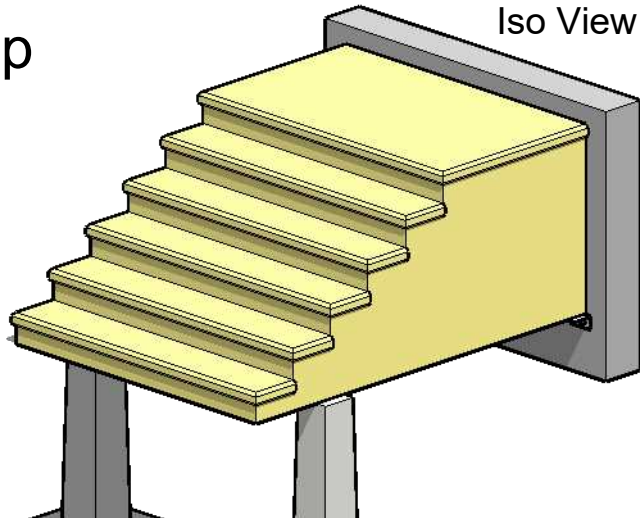


6 Rise Commercial Step

Iso View



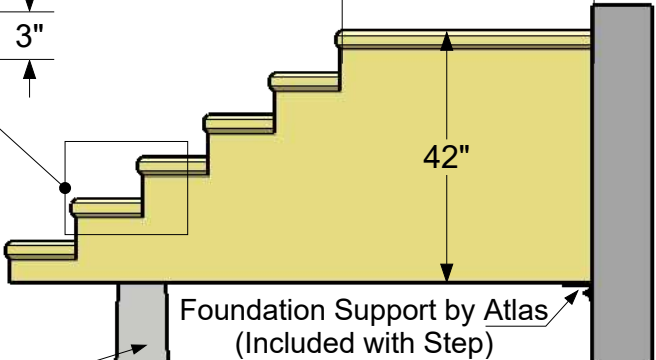
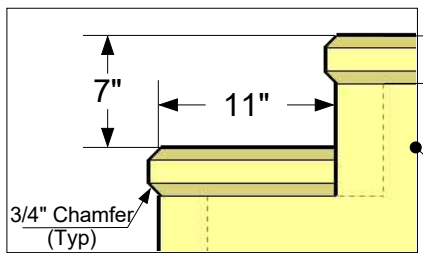
Top View

Platform Chart

Step Width	Available Platform Sizes			
4'	11" *	42"	48"	60"
5'	11" *	42"	48"	60"
6'	11" *	42"	48"	
8'	11" *	42"	48"	

* Top tread depth varies from 11" - 14"

Platform sizes vary
See platform chart



Recommended Precast Deck Pier
(Sold Separately)

Side View

Notes

- Concrete Compressive Strength - 5000 PSI at 28 Days
- Reinforcement #3 Grade 60
- Pipe Rails Optional

ATLAS CONCRETE PRODUCTS

www.AtlasConcrete.com

65 Burrirt St.
New Britain CT 06053

800-774-1112
860-224-2244



6 Rise Commercial Step
Available in 4', 5', 6' & 8'
Widths