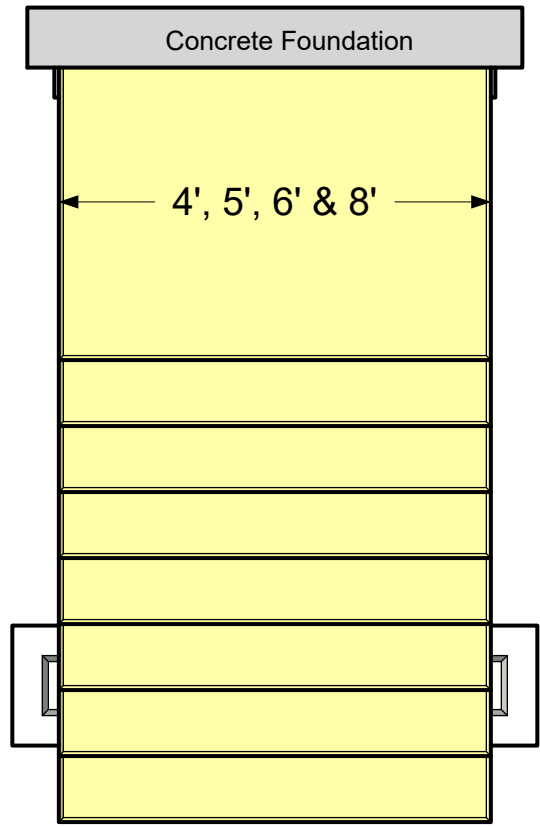
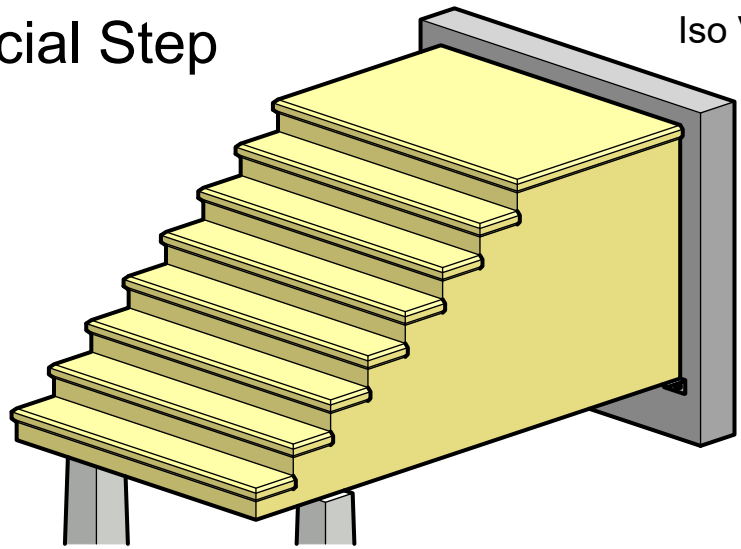


# 8 Rise Commercial Step

Iso View



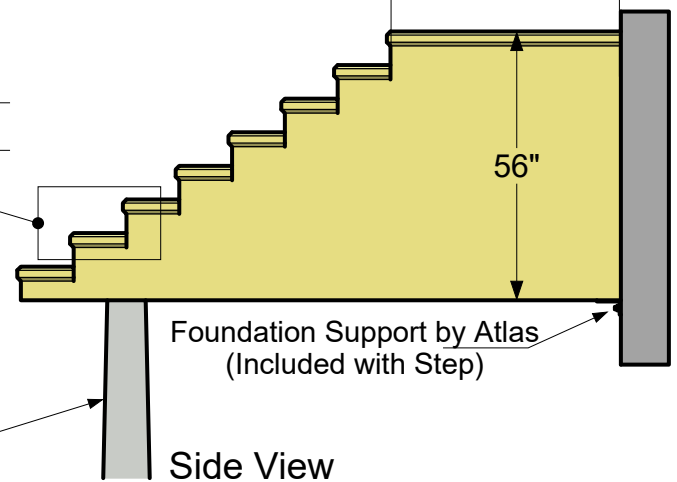
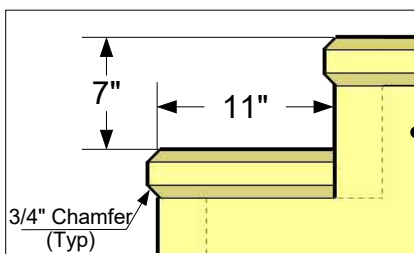
Top View

**Platform Chart**

Step Width	Available Platform Sizes		
6'	11" *	42"	48"
8'	11" *	42"	48"

\* Top tread depth varies from 11" - 14"

Platform sizes vary  
Please see platform chart



Foundation Support by Atlas  
(Included with Step)

Side View

Recommended Precast Deck Pier  
(Sold Separately)

## Notes

Concrete Compressive Strength -  
5000 PSI at 28 Days  
Reinforcement #3 Grade 60  
Pipe Rails Optional

**ATLAS CONCRETE PRODUCTS**  
www.AtlasConcrete.com  
65 Burritt St.  
New Britain CT 06053  
800-774-1112  
860-224-2244



8 Rise Commercial Step  
Available in 6' & 8' Widths