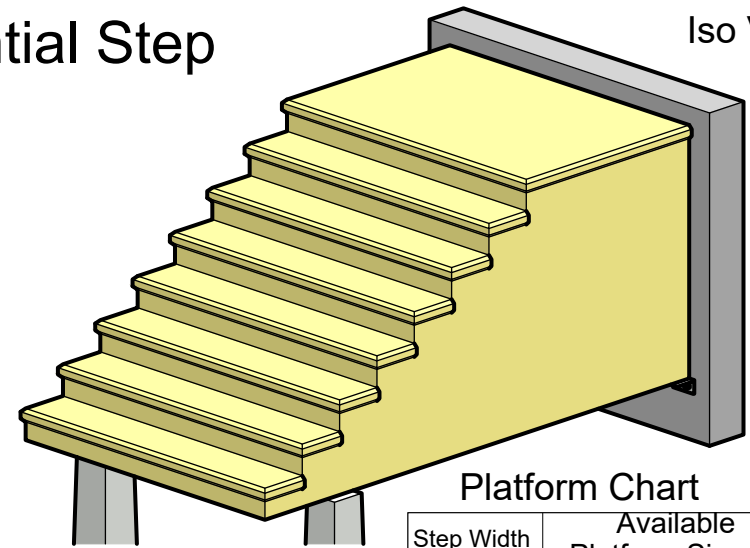


8 Rise Residential Step

Iso View

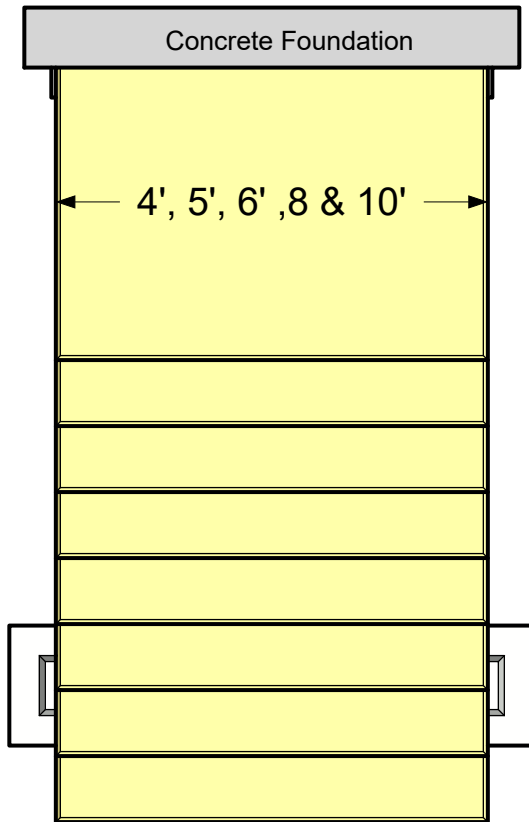


Platform Chart

Step Width	Available Platform Sizes		
	4'	11" *	42"
5'	11" *	42"	48"
6'	11" *	42"	48"
8'	11" *	42"	x

* Varies between 11"-14"

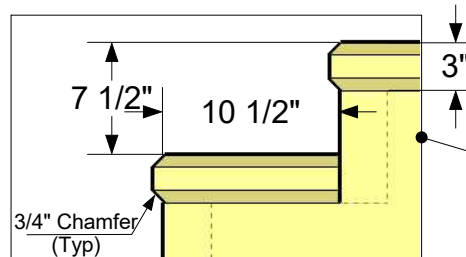
Platform sizes vary
Please see platform chart



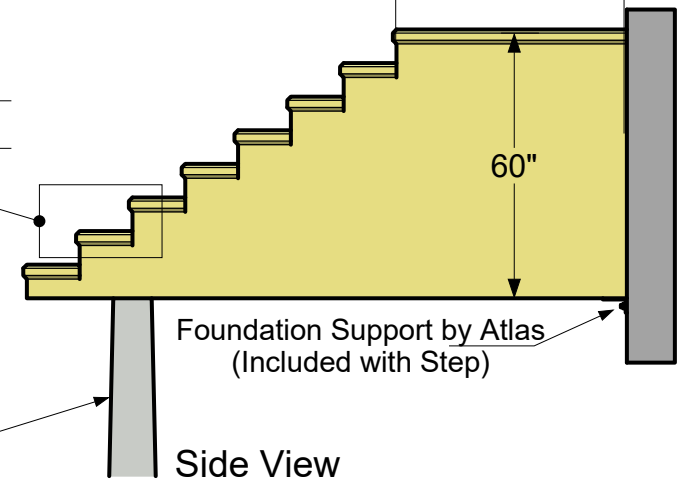
Top View

Notes

Concrete Compressive Strength -
5000 PSI at 28 Days
Reinforcement #3 Grade 60
Wrought Iron Rails Optional



Recommended Precast Deck Pier
(Sold Separately)



Side View

ATLAS CONCRETE PRODUCTS

www.AtlasConcrete.com

65 Burrirt St.
New Britain CT 06053

800-774-1112
860-224-2244



8 Rise Residential Step
Available in 4', 5', 6', 8 & 10'
Widths